


Birth or Adoption Withdrawal

Please review this information carefully before you begin.

What's included in this kit:

- **Birth or Adoption Withdrawal Form** (Withdrawal Form).
- **Instruction guide** - This will be helpful as you fill out the Withdrawal Form.

What you need to do:

- ☐ **Know what's in your account** - You may find it helpful to log in to your account and review your vested balance before you begin. Simply log in at **empowermyretirement.com** and click *Account* at the top of the page and then select *Balance* from the drop-down menu. Review the amount under the column *Vested Balance*.
- ☐ **Correcting mistakes** - Any changes to the Withdrawal Form must be crossed out and initialed. White-out corrections are not acceptable. If you do not initial all changes, the form may be returned for verification or we may require a new form.
- ☐ **If you are married**, your spouse must consent to this withdrawal request and their signature must be witnessed by a notary public.
- ☐ **Complete all pages of the Withdrawal Form.** Make sure all nine digits of your U.S. Social Security number (SSN)/U.S. Taxpayer Identification number (TIN) are entered on the first page of the form and the last four digits are entered at the top of the other pages. Remember to keep a copy of the form for your records.
- ☐ **Return all pages that include this bar code.** 

Electronically:	Log into your account at empowermyretirement.com and click <i>Account</i> at the top of the page and then select <i>Overview</i> from the drop-down menu. From the left navigation menu, select <i>Upload documents</i> .
Regular Mail:	Empower, PO Box 173764, Denver, CO 80217-3764
Express Mail:	Empower, 8515 E. Orchard Road, Greenwood Village, CO 80111

What to expect:

- **Checks will be sent to your address on file.** For security purposes, the Withdrawal Form cannot be used for address changes and checks will not be forwarded. Please log in to your account, click your name in the top right corner of the homepage and verify your home mailing address.
- **Stay updated on your withdrawal status.** Sign up for text or email updates on the Withdrawal Form. You can also check the status by logging in to your account and click *Account* at the top of the page and then select *Withdrawals* from the drop-down menu.
- **Still have questions?** Call 1-833-569-2433.

Plan name: Cornell-Hart Pension Plan
Plan number: 337773-01

Birth or Adoption Withdrawal

Use this form to request a birth or adoption withdrawal from your account.

- Questions on this form? Call 1-833-569-2433.

Step 1: Your information

Print in block letters in black or blue ink. Do not write outside the boxes. All requested personal information is required to be completed.

First name	MI	Last name (Entire name must match the name on file.)
<input type="text"/>	<input type="text"/>	<input type="text"/>
U.S. Social Security number/ U.S. Taxpayer Identification number	Date of birth (mm/dd/yyyy)	Account extension (if this applies)
<input type="text"/>	<input type="text"/>	<input type="text"/>

Update me on withdrawal status (optional) by:

Text message (area code + number)

<input type="text"/>	<input type="text"/>	<input type="text"/>
----------------------	----------------------	----------------------

Standard text messaging rates from your mobile carrier may apply.


Email address

<input type="text"/>

You can also check the status of your request at:
empowermyretirement.com

Citizenship and marital status - Failure to provide the following information will result in delays.

Are you a U.S. citizen or U.S. resident alien?	Yes <input type="checkbox"/> OR No <input type="checkbox"/> If no, complete the following information: Country of legal residence <input type="text"/> You must submit IRS form W-8BEN with your withdrawal request. Download and print form W-8BEN at irs.gov. If the W-8BEN form is not provided or is not filled out correctly, 30% of your withdrawal will be withheld for federal taxes. Refer to the instruction guide for important IRS Form W-8BEN requirements.
Are you married?	Yes <input type="checkbox"/> OR No <input type="checkbox"/> If married, your spouse's signature and consent are required unless your balance is less than \$7,000.



Last 4 digits of SSN/TIN


- Write in the first line of your address.
- **Exclude your city, state and ZIP code.**
- We will use this to confirm that we have your correct address on file.
- If your address is different than what we have on file, **we will not use this address to update your account and your withdrawal may be delayed.**

If you believe that we do not have your correct address or if you need to change your address, call us at 1-833-569-2433 before submitting this form.

Account address (include street address with apt/unit # if applicable [exclude city, state and zip code])

[illegible]

<p>Have you separated from employment or are you still employed with Cornell-Hart?</p>	<p><input type="checkbox"/> I have separated from employment with Cornell-Hart.</p> <p>Enter your date of separation (mm/dd/yyyy):</p> <div style="display: flex; justify-content: center; gap: 10px;"> <div style="border: 1px solid black; width: 30px; height: 30px; display: flex; align-items: center; justify-content: center;"> <div style="width: 15px; height: 15px; border: 1px solid black;"></div> <div style="width: 15px; height: 15px; border: 1px solid black;"></div> </div> <div style="border: 1px solid black; width: 30px; height: 30px; display: flex; align-items: center; justify-content: center;"> <div style="width: 15px; height: 15px; border: 1px solid black;"></div> <div style="width: 15px; height: 15px; border: 1px solid black;"></div> </div> <div style="border: 1px solid black; width: 60px; height: 30px; display: flex; align-items: center; justify-content: center;"> <div style="width: 15px; height: 15px; border: 1px solid black;"></div> <div style="width: 15px; height: 15px; border: 1px solid black;"></div> <div style="width: 15px; height: 15px; border: 1px solid black;"></div> <div style="width: 15px; height: 15px; border: 1px solid black;"></div> </div> </div> <p>OR</p> <p><input type="checkbox"/> I am still employed with Cornell-Hart.</p>
<p>Money source information:</p>	<p>The money sources below are allowed by the plan for a qualified birth or adoption withdrawal. You may find it helpful to log in to your account and review your vested balance in these money sources before you begin. Log in at empowermyretirement.com and click <i>Account</i> at the top of the page and then select <i>Balance</i> from the drop-down menu.</p> <ul style="list-style-type: none"> • ATK 1 - EMPLOYEE AFTER TAX • BTK 1 - EMPLOYEE PRE-TAX • EER 1 - EMPLOYEE ROLLOVER • EER 2 - EMPLOYEE ROLLOVER - 2012 PENSION TRUST MERGER • ERO 1 - EMPLOYER CONTRIBUTION - 2012 PENSION TRUST MERGER • SHN 1 - SAFE HARBOR NON-ELECTIVE <p>Your withdrawal will be deducted pro rata from all the available money sources listed above. This could include pretax and after-tax.</p>



--	--	--	--

Last 4 digits of SSN/TIN

Step 3: Withdrawal instructions

I have experienced the following:

☐ **Birth of a child(ren)**

I certify I am requesting this withdrawal for the birth of the following child(ren):

***Child's date of birth must be within the past year to qualify for a birth withdrawal.**

****You cannot exceed \$5,000 per child from all of your retirement plans.**

Name of child:	Child's date of birth:*	Amount requested:**	
		\$	
		\$	
		\$	
		\$	

If there are more than four children, please attach an additional sheet of paper with this information for each child.

☐ **Adoption of a child(ren)**

I understand that I cannot request this withdrawal for the adoption of my spouse's child(ren). I certify I am requesting this withdrawal for the adoption of the following child(ren):


***Date of adoption must be within the past year to qualify for an adoption withdrawal.**

****You cannot exceed \$5,000 per child from all of your retirement plans.**

Name of child:	Date of adoption:*	Child's date of birth:	If the "child" is over the age of 18:	Amount requested:**	
			<input type="checkbox"/> I certify this adoption is for a person incapable of self-support.	\$	
			<input type="checkbox"/> I certify this adoption is for a person incapable of self-support.	\$	
			<input type="checkbox"/> I certify this adoption is for a person incapable of self-support.	\$	
			<input type="checkbox"/> I certify this adoption is for a person incapable of self-support.	\$	

If there are more than four children, please attach an additional sheet of paper with this information for each child.

Grand total amount requested: \$ _____



--	--	--	--

Last 4 digits of SSN/TIN

Step 4: Tax withholding

Federal tax:

Your withholding rate is determined by the type of payment you will receive. Please refer to IRS Form W-4R for more information.

- **The default withholding rate is 10%.** You can choose to have a different rate by entering a rate between 0% and 100% below. Generally, you cannot choose less than 10% for payments to be delivered outside the United States and its possessions.
- Complete the percentage box if you would like a rate of withholding that is different from the default withholding rate. See instructions on page 2 of the IRS Form W-4R found on **irs.gov** and the Marginal Rate Tables below for additional information.
- Enter the rate as a whole number (no decimals).

Percentage

--	--	--

%


I understand that I am still liable for the payment of federal income tax on the taxable amount. I also understand that I may be subject to tax penalties under the estimated tax payment rules if my payments of estimated tax and withholding, if any, are not adequate.

2025 Marginal Rate Tables (<https://www.irs.gov/pub/irs-pdf/fw4r.pdf>)

You may use these tables to help you select the appropriate withholding rate for this withdrawal. Add your income from all sources and use the column that matches your filing status to find the corresponding rate of withholding.

Single or Married filing separately		Married filing jointly or Qualifying surviving spouse		Head of household	
Total income over—	Tax rate for every dollar more	Total income over—	Tax rate for every dollar more	Total income over—	Tax rate for every dollar more
\$0	0%	\$0	0%	\$0	0%
15,000	10%	30,000	10%	22,500	10%
26,925	12%	53,850	12%	39,500	12%
63,475	22%	126,950	22%	87,350	22%
118,350	24%	236,700	24%	125,850	24%
212,300	32%	424,600	32%	219,800	32%
265,525	35%	531,050	35%	273,000	35%
641,350*	37%	781,600	37%	648,850	37%


*If married filing separately, use \$390,800 instead for this 37% rate.



--	--	--	--

Last 4 digits of SSN/TIN

State tax:	Any state tax withholding is based on your state of residence. You can make optional state tax elections if your state allows. Otherwise, we will withhold the standard state tax rate based on the requirements of your state of residence and any elections you make below.											
	<input type="checkbox"/> Choose a specific percentage or a dollar amount, not both:											
	Percentage <table border="1"><tr><td></td><td></td><td></td></tr></table> % OR Dollar amount \$ <table border="1"><tr><td></td><td></td><td></td></tr></table> , <table border="1"><tr><td></td><td></td><td></td></tr></table> . <table border="1"><tr><td></td><td></td></tr></table>											
<input type="checkbox"/> Do not withhold state taxes on my withdrawal. I have attached the election form for my state, if required.												




--	--	--	--

Last 4 digits of SSN/TIN

Step 5: Delivery options

Mail:	<div><input type="checkbox"/> Regular mail to my address on file. (Free) Estimated delivery is up to five business days after the withdrawal is completed.</div> <div><input type="checkbox"/> Express delivery to my address on file. (\$50.00 fee for each type of check - pretax and after-tax.) Estimated delivery is two to three business days after the withdrawal is completed.</div>																									
Electronic deposit (ACH):	<div><input type="checkbox"/> Electronic deposit (ACH) to the bank account on file. (\$15.00 fee for each type of deposit - pretax and after-tax.) Estimated delivery is two to three business days after the withdrawal is completed.</div> <div><p>Important: If you have more than one bank account on file with us, please provide the account nickname and the last four digits of the account number that you would like to use. For your protection, your ACH banking information must have been previously submitted to us and verified; otherwise, we will send the check(s) to your address on file.</p><p>Bank account nickname</p><table border="1"><tr><td></td><td></td><td></td><td></td><td></td><td></td><td></td><td></td><td></td><td></td><td></td><td></td><td></td><td></td><td></td><td></td><td></td><td></td><td></td><td></td><td></td></tr></table><p>Last four digits of the bank account number</p><table border="1"><tr><td></td><td></td><td></td><td></td></tr></table></div>																									



--	--	--	--

Last 4 digits of SSN/TIN

Step 6: Signatures and consent

My consent:

I understand and agree to all pages of this form, instruction guide and notice(s) and affirm all information is correct. I certify:

- (i) The amount of the birth or adoption withdrawal I have requested when added to all previous birth or adoption withdrawals from all of my employer plan accounts and IRAs, does not exceed \$5,000 per child; and
- (ii) I understand that this withdrawal cannot be used for the adoption of my spouse's child.

I understand that the entire withdrawal amount will be reported as taxable income on IRS Form 1099-R in the year distributed from the plan.

I acknowledge the following:

I request a withdrawal of my account according to my instructions on the form. Once a payment has been completed, it cannot be changed or reversed. I understand that my election(s) on this form are effective for 180 days.

Under penalty of perjury, I certify that the U.S. Social Security number or U.S. Taxpayer Identification number I have provided in Step 1 is correct. I am a U.S. person if I marked *Yes* to the *Are you a U.S. citizen or U.S. resident alien?* question in Step 1 of this form.

I understand that a \$65 withdrawal fee will be deducted from my withdrawal amount.

Please note:

This withdrawal request may be subject to an administrative review period prior to processing, and the investments in your account will not be sold until the withdrawal is completed. The review period may take several business days. Your investments may fluctuate with market performance, so you may want to review your account with an advisor prior to making a withdrawal request. If you initiate a fund transfer during the review period, it may delay your withdrawal. If you want to make investment changes prior to withdrawal, please contact us or access your account online.

Upon completion of the administrative review, the withdrawal may be processed, but the proceeds remain subject to certain verification controls before delivery. If the verification controls are not completed for any reason, the proceeds of the withdrawal will be redeposited into your account as of the current market price on the date of redeposit.

Any person who presents a false or fraudulent claim is subject to criminal and civil penalties.

My signature


--

An original, handwritten signature is required on this form.

Signature date **(Required)**

--	--	--	--	--	--	--	--

(mm/dd/yyyy)



--	--	--	--

Last 4 digits of SSN/TIN

Spouse's consent

As the participant's spouse, my consent is required if I am legally married.

Spouse to complete: I (name of spouse), _____, am the spouse of the person making this request and I have read and understand the withdrawal request. I understand that I can refuse to consent to the withdrawal request, and that my consent cannot be revoked or withdrawn once given. I further understand and voluntarily consent that the withdrawal to be made will reduce any future benefit I may be entitled to. Being fully apprised of these facts, I hereby voluntarily consent to this withdrawal request.

Spouse's signature

Signature date **(Required)**

--

--	--	--	--	--	--	--	--

An original, handwritten signature is required on this form.

(mm/dd/yyyy)

Statement of notary for spousal consent:

The spouse's signature must be notarized by a Notary Public. The date of the spouse's signature on this form above must match the date of the Notary Public signature on the separate jurat or notarial certificate or in this section below. Consent must be obtained no more than 180 days prior to the effective date of the original request in order to be effective. If your notary completes a separate jurat or notarial certificate, your spouse must still sign on the above spouse's signature line and enter the date on this form.

ATTENTION Notary Public: Make sure that you have reviewed the notary requirements for your state. If your state requires a separate jurat or notarial certificate, please complete and attach to this request.

We require that the following information must be included on the separate jurat or notarial certificate:

(1) name of document being notarized; (2) the plan name; (3) the plan number; and (4) participant's and spouse's names. Separate jurat or notarial certificates submitted that do not include this information will be rejected and will delay the withdrawal request. If your state does require a separate jurat or notarial certificate and you complete the section below, this statement of notary will be rejected and will delay the withdrawal request.

If your state does not require a separate jurat or notarial certificate, you may complete the notary section below.

Statement of notary:

Notary seal must be visible.

State of _____)
County/Parish/ Borough of _____)
The consent to this request was subscribed and sworn (or affirmed) to before me on this _____ day of _____, year _____, by (name of spouse) _____
_____ proved to me on the basis of satisfactory evidence to be the person who appeared before me who affirmed that such consent represents his or her free and voluntary act.

Notary Public's signature

My commission expires (mm/dd/yyyy)

--

--	--	--	--	--	--	--	--


An original, handwritten signature is required on this form.

Notary Public's full name

Telephone number

--

--



Verify and send

Make sure to complete each step.

Did you provide all nine digits of your U.S. Social Security number/U.S. Taxpayer Identification number on the first page and the last four digits on the other pages, answer the citizenship questions and obtain all handwritten signatures? Omitting information will cause delays.

Send your request. Return all pages with the bar code.

Electronically:	Log into your account at empowermyretirement.com and click <i>Account</i> at the top of the page and then select <i>Overview</i> from the drop-down menu. From the left navigation menu, select <i>Upload documents</i> .
Regular Mail:	Empower, PO Box 173764, Denver, CO 80217-3764
Express Mail:	Empower, 8515 E. Orchard Road, Greenwood Village, CO 80111

Contact information:

Online empowermyretirement.com
By phone 1-833-569-2433 weekdays from 8 a.m. to 10 p.m. Eastern time
 1-303-737-7249 from outside the U.S.
 TTY number 1-800-345-1833

Securities, when presented, are offered and/or distributed by Empower Financial Services, Inc. (EFSI), Member FINRA/SIPC. EFSI is an affiliate of Empower Retirement, LLC; Empower Funds, Inc.; and registered investment adviser Empower Advisory Group, LLC. This material is for informational purposes only and is not intended to provide investment, legal or tax recommendations or advice.

INSTRUCTION GUIDE

This instruction guide provides important information and tips to help you complete the Withdrawal Form. The sections of the instruction guide match the sections of the Withdrawal Form.

Please read it carefully and follow along as you complete the Withdrawal Form.

Step 1: Your information

Quick tips:

- **Include full U.S. Social Security number/U.S. Taxpayer Identification number.**
- **Confirm your address.**
- **Attach IRS Form W-8BEN, if applicable.**

U.S. Social Security number/U.S. Taxpayer Identification number

It's important that you provide your complete and correct U.S. Social Security number/U.S. Taxpayer Identification number for accurate tax reporting and verification.

Account extension

You will only have an account extension if you have multiple accounts on our platform. If you have an account extension, it can be found on your statement.

Updates on this request

We will keep you updated on the status of this withdrawal if you provide us your mobile number or your email address. By providing your mobile number and/or email address, you are consenting to receive text messages, emails, or both related to this request.

Are you a non-resident alien?

If so, we will withhold taxes at a rate of 30% unless your country of residence has entered into a tax treaty with the U.S. that provides for a reduced withholding rate or an exemption from withholding. To claim this treaty rate, you must complete and attach IRS Form W-8BEN. You can download this form by accessing irs.gov, clicking *Forms & Instructions* at the top of the page, and typing "W-8BEN" in the search bar.

Use the tips below to make sure your W-8BEN form is received in good order.

- To receive the treaty rate, the country must be listed on the IRS website as having a treaty benefit.
- Your name and country of citizenship must be spelled out and the country cannot be the United States of America.
- Your address cannot be a P.O. Box.
- You must provide a valid date of birth.
- Your form must be signed and dated.
- Your foreign tax identifying number cannot match your U.S. Social Security number or U.S. Taxpayer Identification number.
- All countries listed on the form must match.

Confirm your address

For your security, **your address on the Withdrawal Form must match the address we have on file.** Address information must be on file for at least 15 days. If you need to make a change to the address we have on file, call us at 1-833-569-2433.

Step 2: Account information

Quick tips:

- **Review your vested account balances.**

What's the difference between pretax and after-tax accounts?

- *Pretax accounts* include contributions, earnings and any rollover amounts that have not yet been taxed. Employer contributions to your account are also considered *pretax accounts*.

- Your plan allows you to make *after-tax contributions* to your account. After-tax contributions can be withdrawn tax free but the earnings on these contributions are still taxable.

Step 3: Withdrawal instructions

Quick tips:

- **Decide how much you want to withdraw.**

Complete the requested information for each child born or adopted. If there are more than four children, please attach an additional sheet of paper with the requested information for each child.

You are required to maintain appropriate documentation to prove the birth or adoption of a child(ren) in the event you are asked for proof.

You may re-contribute any portion or all of this withdrawal within 3 years following your birth or adoption withdrawal.

Step 4: Tax withholding

Quick tips:

- **Attach IRS Form W-4R to elect your federal withholding, if applicable.**
- **Attach state withholding form, if applicable.**

The entire withdrawal amount will be reported as taxable income in the year received. Federal tax on this qualified withdrawal will be included in your gross income beginning with the year you receive the funds, unless you elect to pay the entire amount of federal taxes due in the year distributed.

How to elect tax withholding:

- **We will automatically withhold 10%** federal tax unless you make another selection.

If you have too little tax withheld, you will generally owe tax when you file your tax return and may owe a penalty unless you make timely payments of estimated tax. If too much tax is withheld, you will generally be due a refund when you file your tax return. Your withholding choice (or an election not to have withholding) will generally apply to any future payment from the same plan or IRA.

You may use the table to help you select the appropriate withholding rate for this withdrawal. Add your income from all sources and use the column that matches your filing status to find the corresponding rate of withholding. See page 2 of the **IRS Form W-4R** found on **irs.gov** on how to use this table.

Any state tax withholding is based on your state of residence.

Special notes about state withholding, if applicable.

If you are making this withdrawal in a state that has different tax withholding laws from the state you live in, we encourage you to consult with your tax advisor before making your withholding elections.

If you would like to withhold taxes differently than your state's rate and your state allows you to, you must include a completed state income tax withholding form with your Withdrawal Form. You can obtain your state's income tax withholding form on the state's website.

If the form is required for your withdrawal and you do not include it or do not complete it accurately, the withdrawal will be taxed according to applicable state regulations.

Step 5: Delivery options

Quick tips:

- Choose your delivery option.
- Note any applicable fees.
- Checks are mailed to the address we have on file.
- Electronic deposits (ACH) are made to the bank account we have on file.
- Address and banking information must be on file for at least 15 days.

Your payment will not be delivered until the withdrawal process is complete.

Delivery options

- Regular mail
- Express mail
- Electronic deposit (ACH) (See *Important information about electronic delivery* below.)

All payments sent by regular or express mail will be sent to the address we have on file. This is for your security and to help prevent fraud on your account.

You may not use this form to update your mailing address. If you need to update your mailing address, call us at 1-833-569-2433 for instructions.

If an option is not selected, all transactions will be sent by regular mail.

Delivery fees

- There is a \$50.00 fee for each type of check (pretax and after-tax) sent to you by express mail.
- There is a \$15.00 fee for each type of deposit (pretax and after-tax) sent by electronic deposit (ACH).
- Any delivery fee is non-refundable and will be deducted from the withdrawal amount.
- Express delivery will occur Monday through Friday (except holidays), with no signature required.

Important information about electronic delivery

- If requested, your funds can be delivered electronically to your bank account through the Automated Clearing House (ACH) network. By choosing electronic delivery, you are authorizing us to deposit and withdraw funds to and from your account as necessary, including any adjustments that may be needed. Also, you are authorizing your bank to receive deposits and allow withdrawals, including adjustments, in the same manner.
- Your electronic deposit (ACH) banking information must have been previously submitted to us and verified for your protection; otherwise, we will send the check to your address on file. If you are using banking information for an installment payment, please log in to your account and verify your banking information or call us at the number listed on page 1.
- You authorize and direct your financial institution not to hold any overpayments on your behalf, or on behalf of your estate or any current or future joint account holder, if applicable.

Step 6: Signatures and consent

Quick tips:

- **Don't forget to sign your form!**
- **Consider the impact of market fluctuations in case your request is delayed.**

- We encourage you to consult with your tax or legal advisor as needed.
- The Withdrawal Form and instruction guide are not intended to provide tax or legal advice.
- It is your responsibility to make sure your elections on the Withdrawal Form are accurate. Your elections must meet the tax requirements of the Internal Revenue Code.
- You are responsible for any income tax and penalties assessed by the IRS and state tax authorities based on your chosen elections.
- For your protection, we may hold your withdrawal for additional security verification.
- If any section of the Withdrawal Form is incomplete or inaccurate, your request may not be processed and may require a new form or additional information before it can be processed.
- You should be aware that fund companies may charge fees on your withdrawal if you have not been invested for the required minimum amount of time. To learn more, please request and read the fund's prospectus and disclosure documents.
- Your withdrawal may be subject to other fees or loss of interest, or both, based on your investment options, your length of time in the plan and other possible considerations. To learn more, contact us for a withdrawal quote at 1-833-569-2433.

Although we make every effort to keep the information in this instruction guide current, it is subject to change without notice. Federal, state, and local tax laws may be revised, and new plan provisions may be adopted by the plan. For the most up-to-date version of this instruction guide, please call 1-833-569-2433. The TTY number is 1-800-345-1833.