



**Iron Workers' Local No. 25 Fringe Benefit Funds**

P.O. Box 99219

Troy, MI 48099-9219

Local: (248) 347-3100 Toll Free: (800) 572-8553

Website: [www.iw25fringe.org](http://www.iw25fringe.org)

Dear Member:

**Enhanced Member Benefit Website**

[www.iw25fringe.org](http://www.iw25fringe.org)

The Trustees of the Iron Workers' Local No. 25 Fringe Benefit Funds are pleased to announce a new enhanced member benefit website, [www.iw25fringe.org](http://www.iw25fringe.org). This website has been fully updated to provide you with a more effective way to access and manage your benefits.

The website enables you to obtain basic benefit information about the Plan, review answers to frequently asked questions, access your personal benefit information, and communicate with the Benefit Office via e-mail. You can also find helpful links regarding benefits provided by the Plan.

To access your personal benefit information, such as your benefit elections, work history detail, forms, and Plan documents, you need to register as a new user by clicking the *Create an Account* link at the top right hand corner in the Login box. More detailed instructions are shown on the back of this letter. Once you are registered, you can access your personal benefit information by entering your ***User Name*** and ***Password***, so please keep these confidential. **Please note, only one user name and password is permitted per email address. If more than one person in your family requires website access, each must use a different email address.**

Please contact the Benefit Office at (800) 572-8553 if you encounter any difficulty logging in, or if you have any questions regarding the Member Benefit website. You can also email the Benefit Office directly by using the "Contact Us" section of the website.

Please visit the enhanced Member Benefit website soon and see all that it has to offer!

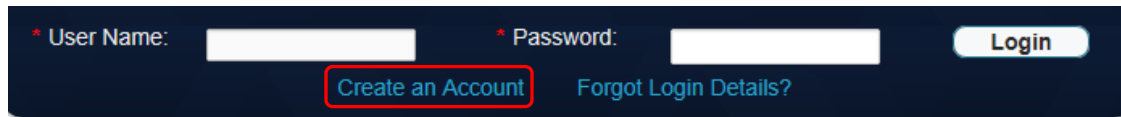
Board of Trustees,

Iron Workers' Local No. 25 Fringe Benefit Funds

## HOW TO REGISTER ON THE WEBSITE

When registering for the first time, please follow these instructions:

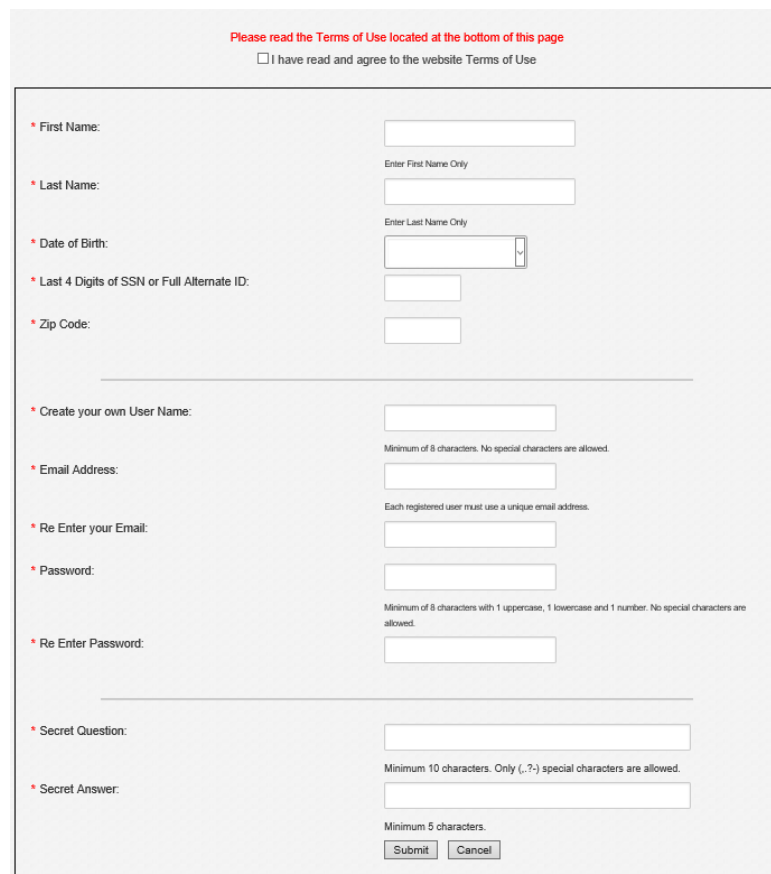
- 1) From your computer or mobile device, connect to the website listed on the front page of this letter.
- 2) Locate the Login box in the upper right-hand corner of the screen.
- 3) Click on “Create an Account” to get started.

A dark blue header bar containing login and registration options. It includes fields for 'User Name' and 'Password', a 'Login' button, a 'Create an Account' button (highlighted with a red box), and a 'Forgot Login Details?' link.

\* User Name:  \* Password:  [Login](#)

[Create an Account](#) [Forgot Login Details?](#)

- 4) The Registration Screen will display next. Please enter all information, as all fields are required. Once all information has been entered, please click “Submit” on the bottom of the screen.

A registration form with a light gray background. At the top, it says 'Please read the Terms of Use located at the bottom of this page' and has a checkbox for 'I have read and agree to the website Terms of Use'. The form is divided into two sections by a horizontal line. The first section contains fields for 'First Name', 'Last Name', 'Date of Birth', 'Last 4 Digits of SSN or Full Alternate ID', and 'Zip Code'. The second section contains fields for 'Create your own User Name', 'Email Address', 'Re Enter your Email', 'Password', 'Re Enter Password', 'Secret Question', and 'Secret Answer'. Each field has a small text label indicating the required format. At the bottom right, there are 'Submit' and 'Cancel' buttons.

Please read the Terms of Use located at the bottom of this page  
☐ I have read and agree to the website Terms of Use

\* First Name:   
Enter First Name Only

\* Last Name:   
Enter Last Name Only

\* Date of Birth:

\* Last 4 Digits of SSN or Full Alternate ID:

\* Zip Code:

---

\* Create your own User Name:   
Minimum of 8 characters. No special characters are allowed.

\* Email Address:   
Each registered user must use a unique email address.

\* Re Enter your Email:

\* Password:   
Minimum of 8 characters with 1 uppercase, 1 lowercase and 1 number. No special characters are allowed.

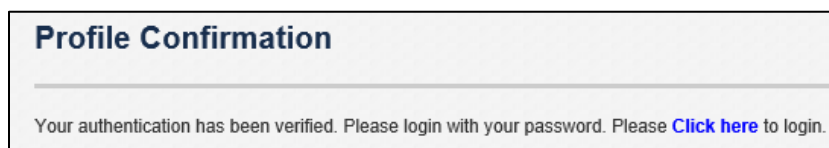
\* Re Enter Password:

---

\* Secret Question:   
Minimum 10 characters. Only (.,?,-) special characters are allowed.

\* Secret Answer:   
Minimum 5 characters.

- 5) After registering you will receive an email notification with a link to confirm your registration. Your email address will also be used in the event you forget your user name and password.

A white box with a black border containing a 'Profile Confirmation' message. The text states that authentication has been verified and provides a link to login.

**Profile Confirmation**

Your authentication has been verified. Please login with your password. Please [Click here](#) to login.