

Ohio Bricklayers Health & Welfare Plan
P.O. Box 99550
Troy, MI 48099
(833) 289-4921

Dear Member:

Enhanced Member Benefit Website
ohiobricklayersbenefits.org

The Trustees of the Ohio Bricklayers' Fringe Benefit Funds are pleased to announce a new enhanced member benefit website, ohiobricklayersbenefits.org. This website has been fully updated to provide you with a more effective way to access and manage your benefits.

The website enables you to obtain basic benefit information about the Plan, review answers to frequently asked questions, access your personal benefit information, and communicate with the Benefit Office via e-mail. You can also find helpful links regarding benefits provided by the Plan.

To access your personal benefit information, such as your benefit elections, work history detail, forms, and Plan documents, you need to register as a new user by clicking the *Create an Account* link at the top right hand corner in the Login box. More detailed instructions are shown on the back of this letter. Once you are registered, you can access your personal benefit information by entering your *User Name* and *Password*, so please keep these confidential. **Please note, only one user name and password is permitted per email address. If more than one person in your family requires website access, each must use a different email address.**

Every member, spouse, and dependent over the age of 18 will receive their own login that will give them access to their own Protected Health Information (PHI). Each person that receives their own username and password will not have their PHI available for viewing by any other user.

Please contact the Benefit Office at (833) 289-4921 if you encounter any difficulty retrieving your User Name and Password, or if you have any questions regarding the Member Benefit website. You can also email the Benefit Office directly by using the "Contact Us" section of the website.

Please visit the enhanced Member Benefit website soon and see all that it has to offer!

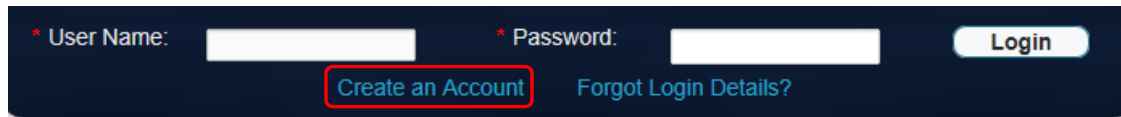
Board of Trustees,

Ohio Bricklayers' Fringe Benefit Funds

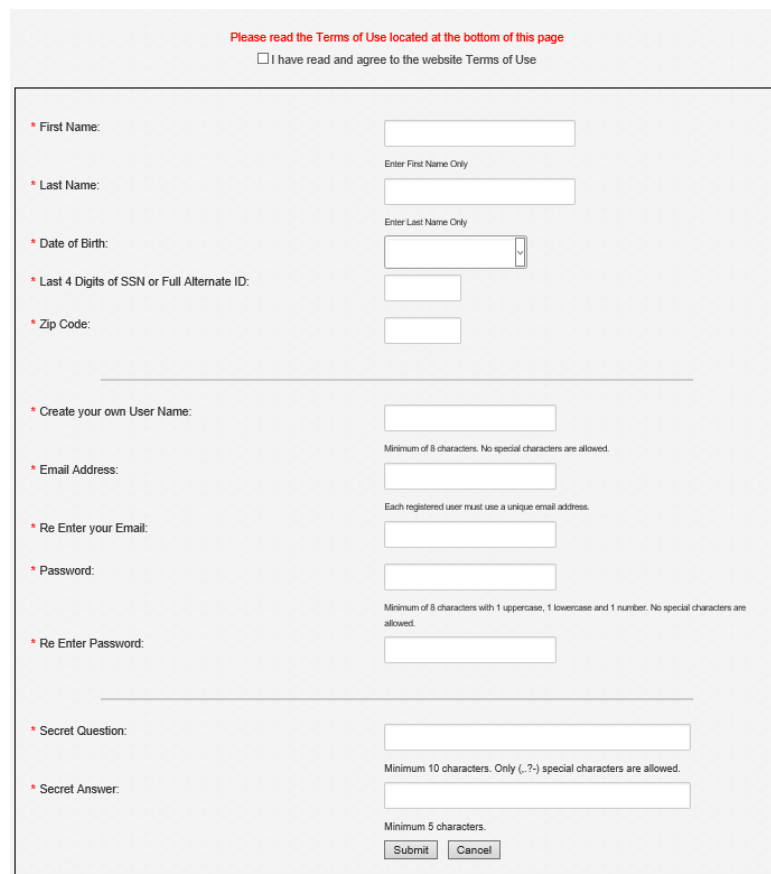
HOW TO REGISTER ON THE WEBSITE

When registering for the first time, please follow these instructions:

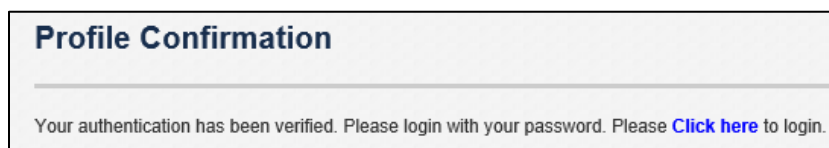
- 1) From your computer or mobile device, connect to the website listed on the front page of this letter.
- 2) Locate the Login box in the upper right-hand corner of the screen.
- 3) Click on “Create an Account” to get started.

A dark blue header bar with white text. On the left, it says '* User Name:' followed by a white input field. To the right, it says '* Password:' followed by another white input field. Further right is a white button with the text 'Login'. Below the password field, there is a red-outlined button with the text 'Create an Account' and a blue link that says 'Forgot Login Details?'.

- 4) The Registration Screen will display next. Please enter all information, as all fields are required. Once all information has been entered, please click “Submit” on the bottom of the screen.

A light gray registration form. At the top, it says 'Please read the Terms of Use located at the bottom of this page' in red, followed by a checkbox and the text 'I have read and agree to the website Terms of Use'. The form is divided into two sections by a horizontal line. The first section contains fields for: '* First Name:' (with a hint 'Enter First Name Only'), '* Last Name:' (with a hint 'Enter Last Name Only'), '* Date of Birth:' (a dropdown menu), '* Last 4 Digits of SSN or Full Alternate ID:', and '* Zip Code:'. The second section contains fields for: '* Create your own User Name:' (with a hint 'Minimum of 8 characters. No special characters are allowed.'), '* Email Address:' (with a hint 'Each registered user must use a unique email address.'), '* Re Enter your Email:', '* Password:' (with a hint 'Minimum of 8 characters with 1 uppercase, 1 lowercase and 1 number. No special characters are allowed.'), and '* Re Enter Password:'. Below these is a section for a secret question and answer: '* Secret Question:' and '* Secret Answer:' (with a hint 'Minimum 10 characters. Only (.,?,-) special characters are allowed.'). At the bottom right are 'Submit' and 'Cancel' buttons.

- 5) After registering you will receive an email notification with a link to confirm your registration. Your email address will also be used in the event you forget your user name and password.

A white box with a black border. At the top, it says 'Profile Confirmation' in bold blue text. Below it, a horizontal line separates the header from the message. The message reads: 'Your authentication has been verified. Please login with your password. Please [Click here](#) to login.'