

**OPERATIVE PLASTERERS AND CEMENT MASONS
PROFIT SHARING ANNUITY FUND
SPECIAL TAX NOTICE**

YOUR ROLLOVER OPTIONS

You are receiving this notice because all or a portion of a payment you are receiving from the **Operative Plasterers and Cement Masons Profit Sharing Annuity Fund** (the “Plan”) is eligible to be rolled over to an IRA or an employer plan. This notice is intended to help you decide whether to do such a rollover.

Rules that apply to most payments from a plan are described in the “General Information About Rollovers” section. Special rules that only apply in certain circumstances are described in the “Special Rules and Options” section.

**GENERAL INFORMATION ABOUT
ROLLOVERS**

How can a rollover affect my taxes?

You will be taxed on a payment from the Plan if you do not roll it over. If you are under age 59½ and do not do a rollover, you will also have to pay a 10% additional income tax on early distributions (unless an exception applies). However, if you do a rollover, you will not have to pay tax until you receive payments later and the 10% additional income tax will not apply if those payments are made after you are age 59½ (or if an exception applies).

Where may I roll over the payment?

You may roll over the payment to either an IRA (an individual retirement account or individual retirement annuity) or an employer plan (a tax-qualified plan, section 403(b) plan, or governmental section 457(b) plan) that will accept the rollover. The rules of the IRA or employer plan that holds the rollover will determine your investment options, fees, and rights to payment from the IRA or employer plan (for example, no spousal consent rules apply to IRAs and IRAs may not provide loans). Further, the amount rolled over will become subject to the tax rules that apply to the IRA or employer plan.

How do I do a rollover?

There are two ways to do a rollover. You can do either a direct rollover or a 60-day rollover.

If you do a direct rollover, the Plan will make the payment directly to your IRA or an employer plan. You should contact the IRA sponsor or the administrator of the employer plan for information on how to do a direct rollover.

If you do not do a direct rollover, you may still do a rollover by making a deposit into an IRA or eligible employer plan that will accept it. You will have 60 days after you receive the payment to make the deposit. If you do not do a direct rollover, the Plan is required to withhold 20% of the payment for federal income taxes. This means that, in order to roll over the entire payment in a 60-day rollover, you must use other funds to make up for the 20% withheld. If you do not roll over the entire amount of the payment, the portion not rolled over will be taxed and will be subject to the 10% additional income tax on early distributions if you are under age 59½ (unless an exception applies).

How much may I roll over?

If you wish to do a rollover, you may roll over all or part of the amount eligible for rollover. Any payment from the Plan is eligible for rollover, except:

- ☐ Required minimum distributions after age 70½ (if you were born before July 1, 1949), after age 72 (if you were born after June 30, 1949), or after death)
- ☐ Corrective distributions of contributions that exceed tax law limitations.

The Plan administrator or the payor can tell you what portion of a payment is eligible for rollover.

If I don’t do a rollover, will I have to pay the 10% additional income tax on early distributions?

If you are under age 59½, you will have to pay the 10% additional income tax on early distributions for

any payment from the Plan (including amounts withheld for income tax) that you do not roll over, unless one of the exceptions listed below applies. This tax is in addition to the regular income tax on the payment not rolled over.

The 10% additional income tax does not apply to the following payments from the Plan:

- Payments made after you separate from service if you will be at least age 55 in the year of the separation;
- Payments made due to disability;
- Payments after your death;
- Corrective distributions of contributions that exceed tax law limitations;
- Payments made directly to the government to satisfy a federal tax levy;
- Payments made under a qualified domestic relations order (QDRO);
- Payments up to the amount of your deductible medical expenses;
- Certain payments made while you are on active duty if you were a member of a reserve component called to duty after September 11, 2001 for more than 179 days; and
- Payments exempted from the additional income tax by federal legislation relating to certain emergencies and disasters.

If I do a rollover to an IRA, will the 10% additional income tax apply to early distributions from the IRA?

If you receive a payment from an IRA when you are under age 59½, you will have to pay the 10% additional income tax on early distributions from the IRA, unless an exception applies. In general, the exceptions to the 10% additional income tax for early distributions from an IRA are the same as the exceptions listed above for early distributions from a plan. However, there are a few differences for payments from an IRA, including:

- There is no exception for payments after separation from service that are made after age 55.
- The exception for qualified domestic relations orders (QDROs) does not apply (although a special rule applies under which, as part of a divorce or

separation agreement, a tax-free transfer may be made directly to an IRA of a spouse or former spouse).

- The exception for payments made at least annually in equal or close to equal amounts over a specified period applies without regard to whether you have had a separation from service.
- There are additional exceptions for (1) payments for qualified higher education expenses, (2) payments up to \$10,000 used in a qualified first-time home purchase, and (3) payments after you have received unemployment compensation for 12 consecutive weeks (or would have been eligible to receive unemployment compensation but for self-employed status).

Will I owe State income taxes?

This notice does not describe any State or local income tax rules (including withholding rules).

SPECIAL RULES AND OPTIONS

If you miss the 60-day rollover deadline

Generally, the 60-day rollover deadline cannot be extended. However, the IRS has the limited authority to waive the deadline under certain extraordinary circumstances, such as when external events prevented you from completing the rollover by the 60-day rollover deadline. To apply for a waiver, you must file a private letter ruling request with the IRS. Private letter ruling requests require the payment of a nonrefundable user fee. For more information, see IRS Publication 590, Individual Retirement Arrangements (IRAs).

If you were born on or before January 1, 1936

If you were born on or before January 1, 1936 and receive a lump sum distribution that you do not roll over, special rules for calculating the amount of the tax on the payment might apply to you. For more information, see IRS Publication 575, Pension and Annuity Income.

If you roll over your payment to a Roth IRA

You can roll over a payment from the Plan made before January 1, 2010 to a Roth IRA only if your modified adjusted gross income is not more than \$100,000 for the year the payment is made to you and, if married, you file a joint return. These limitations do not apply to payments made to you from the Plan after 2009. If you wish to roll over the payment to a Roth IRA, but you are not eligible to do a rollover to a Roth IRA until after 2009, you can do a rollover to a traditional IRA and then, after 2009, elect to convert the traditional IRA into a Roth IRA.

If you roll over the payment to a Roth IRA, a special rule applies under which the amount of the payment rolled over (reduced by any after-tax amounts) will be taxed. However, the 10% additional income tax on early distributions will not apply (unless you take the amount rolled over out of the Roth IRA within 5 years, counting from January 1 of the year of the rollover). For payments from the Plan during 2010 that are rolled over to a Roth IRA, the taxable amount can be spread over a 2-year period starting in 2011.

If you roll over the payment to a Roth IRA, later payments from the Roth IRA that are qualified distributions will not be taxed (including earnings after the rollover). A qualified distribution from a Roth IRA is a payment made after you are age 59½ (or after your death or disability, or as a qualified first-time homebuyer distribution of up to \$10,000) and after you have had a Roth IRA for at least 5 years. In applying this 5-year rule, you count from January 1 of the year for which your first contribution was made to a Roth IRA. Payments from the Roth IRA that are not qualified distributions will be taxed to the extent of earnings after the rollover, including the 10% additional income tax on early distributions (unless an exception applies). You do not have to take required minimum distributions from a Roth IRA during your lifetime. For more information, see IRS Publication 590, Individual Retirement Arrangements (IRAs).

You cannot roll over a payment from the Plan to a designated Roth account in an employer plan.

If you are not a plan participant

Payments after death of the participant. If you receive a distribution after the participant's death that you do not roll over, the distribution will generally be taxed in the same manner described elsewhere in this notice. However, the 10% additional income tax on early distributions does not apply, and the special rule described under the section "If you were born on or before January 1, 1936" applies only if the participant was born on or before January 1, 1936.

If you are a surviving spouse. If you receive a payment from the Plan as the surviving spouse of a deceased participant, you have the same rollover options that the participant would have had, as described elsewhere in this notice. In addition, if you choose to do a rollover to an IRA, you may treat the IRA as your own or as an inherited IRA.

An IRA you treat as your own is treated like any other IRA of yours, so that payments made to you before you are age 59½ will be subject to the 10% additional income tax on early distributions (unless an exception applies) and required minimum distributions from your IRA do not have to start until after you are age 70½ (if you were born before July 1, 1949) or age 72 (if you were born after June 30, 1949)

If you treat the IRA as an inherited IRA, payments from the IRA will not be subject to the 10% additional income tax on early distributions. However, if the participant had started taking required minimum distributions, you will have to receive required minimum distributions from the inherited IRA. If the participant had not started taking required minimum distributions from the Plan, you will not have to start receiving required minimum distributions from the inherited IRA until the year the participant would have been age 70½ (if the participant was born before July 1, 1949) or age 72 (if the participant was born after June 30, 1949)

If you are a surviving beneficiary other than a spouse. If you receive a payment from the Plan after December 31, 2009, because of the

participant's death and you are a designated beneficiary other than a surviving spouse, the only rollover option you have is to do a direct rollover to an inherited IRA. A distribution from the Plan to a beneficiary other than a surviving spouse prior to January 1, 2010, is not eligible for rollover. Payments from the inherited IRA will not be subject to the 10% additional income tax on early distributions. You will have to receive required minimum distributions from the inherited IRA.

Payments under a qualified domestic relations order. If you are the spouse or former spouse of the participant who receives a payment from the Plan under a qualified domestic relations order (QDRO), you generally have the same options the participant would have (for example, you may roll over the payment to your own IRA or an eligible employer plan that will accept it). Payments under the QDRO will not be subject to the 10% additional income tax on early distributions.

If you are a nonresident alien

If you are a nonresident alien and you do not do a direct rollover to a U.S. IRA or U.S. employer plan, instead of withholding 20%, the Plan is generally required to withhold 30% of the payment for federal income taxes. If the amount withheld exceeds the amount of tax you owe (as may happen if you do a 60-day rollover), you may request an income tax refund by filing Form 1040NR and attaching your Form 1042-S. See Form W-8BEN for claiming that you are entitled to a reduced rate of withholding under an income tax treaty. For more information, see also IRS Publication 519, U.S. Tax Guide for Aliens, and IRS Publication 515, Withholding of Tax on Nonresident Aliens and Foreign Entities.

Other special rules

If a payment is one in a series of payments for less than 10 years, your choice whether to make a direct rollover will apply to all later payments in the series (unless you make a different choice for later payments).

If your payments for the year are less than \$200, the Plan is not required to allow you to do a direct rollover and is not required to withhold for federal income taxes. However, you may do a 60-day

rollover.

You may have special rollover rights if you recently served in the U.S. Armed Forces. For more information, see IRS Publication 3, Armed Forces' Tax Guide.

FOR MORE INFORMATION

You may wish to consult with the Plan administrator or payor, or a professional tax advisor, before taking a payment from the Plan. Also, you can find more detailed information on the federal tax treatment of payments from employer plans in IRS Publication 575, Pension and Annuity Income; IRS Publication 590, Individual Retirement Arrangements (IRAs); and IRS Publication 571, Tax-Sheltered Annuity Plans (403(b) Plans). These publications are available from a local IRS office, on the web at www.irs.gov, or by calling 1-800-TAX-FORM.

**OPERATIVE PLASTERERS AND CEMENT MASONS
PROFIT SHARING ANNUITY FUND**

PH. (330) 779-8869 3660 STUTZ DR, SUITE 101 CANFIELD, OH 44406-8149 Fx. (330) 270-3582

DISTRIBUTION APPLICATION

I hereby make application for benefits from the Operative Plasterers and Cement Masons Profit Sharing Annuity Fund and certify that the information listed below is correct:

Participant Information:

Plan Number: LU4503

Name _____

Social Security Number _____ Date of Birth _____

Full Address _____

Home Phone Number _____ Alternate Phone Number _____

Email Address _____

Spouse Information:

Name _____

Social Security Number _____ Date of Birth _____

Type of Benefit:

_____ Retirement: _____ Normal: Age 60 and above _____ Early: Age 55

_____ Total and Permanent Disability: Submit evidence of Social Security Disability Award or medical evidence stating the disability is expected to last for a continuous period of not less than twelve (12) months and prevents such Participant from performing duties as an Employee.

_____ Termination of Employment: When you are separated and have not worked in the trade for a period of at least 24 months, benefits are paid as a result of termination of employment. **(If you select this option, you must return a copy of the prior two years tax returns and your W2's with your application)**

Date last employed _____ for _____
(Most recent/current employer, including non-trade employers)

Signature of Participant/Applicant Date

Signature of Spouse, If Married Date

Documents Required based on Marital Status:

If Single, enclose a copy of your birth certificate and photo ID.

If Married, enclose a copy of your birth certificate, a copy of your spouse's birth certificate, copy of your photo ID, copy of your spouse's photo ID, and a copy of your Marriage Certificate/License (must show the date of marriage).

If Divorced, documents listed above, plus enclose a complete copy of your Divorce Decree(s) with all attachments, for any and all previous marriages.

If Widowed, documents listed above, plus enclose a copy of the Death Certificate, for any and all previous spouses.



**OPERATIVE PLASTERERS AND CEMENT MASONS
PROFIT SHARING ANNUITY FUND**

PH. (330) 779-8869 3660 STUTZ DR, SUITE 101 CANFIELD, OH 44406-8149 FX. (330) 270-3582

LUMP SUM DISTRIBUTION ELECTION FORM

Distributions Options:

_____ **Lump Sum Payment** (100% of Account Balance) (☐ Cash or ☐ Rollover*)

_____ **Partial Distribution** (☐ Cash or ☐ Rollover*)

Amount of Partial Distribution Requested \$ _____

_____ **50% Joint & Survivor Annuity**— Payable for the Life of the Participant,
with a 50% survivor annuity for the life of the Spouse. **

_____ **Periodic Payments** (Specify Amount and Frequency)

Benefits may be taken in equal monthly installments or equal annual installments for a period not to exceed ten (10) years.

Installment Amount: \$ _____ *Frequency* ☐ Monthly ☐ Annual

Date for installment payments to begin ____/____/____

Income Tax Withholding

Federal Withholding:

For Lump Sum or Partial Cash Payment complete and attach **Form W-4R**.

For Installments/Annuities complete and attach **Form W-4P**.

State Withholding:

I have read the State Tax Information and:

☐ I elect to have no state income tax withheld.

☐ I elect to have ____%, or \$ _____ (whole dollar amount) withheld.

*** DIRECT ROLLOVER INSTRUCTIONS:**

If you have elected a direct rollover of all or part of your benefit, please complete the section below:

Company Name of Custodian of your IRA: _____

Your IRA Account Number: _____

Address of the Custodian of IRA: _____

Printed Name of Custodian: _____

Phone Number of Custodian: _____

Signature of Participant/Applicant Date

Signature of Spouse, If Married Date

**The Fund may provide benefits through the purchase from an insurance company of any appropriate annuity contract or contracts. Any fees, commissions or other costs directly incurred in connection with the purchase of any annuity may be deducted from the individual account balance immediately before purchase.



OPERATIVE PLASTERERS AND CEMENT MASONS PROFIT SHARING ANNUITY PLAN

PH. (330) 779-8869 3660 STUTZ DR, SUITE 101 CANFIELD, OH 44406-8149 Fx. (330) 270-3582

CERTIFICATION OF MARITAL/SINGLE STATUS

Federal Law requires the Trustees to confirm whether a previous spouse is entitled to any portion of your pension benefits. As such, it is necessary that we request the following certification and supporting documentation. **Failure to complete this form fully, including signing it in front of a notary public, and providing ALL documentation requested, will result in a delay of the processing of your application.**

Participant Name: _____ SSN: _____

Current marital status: ☐ SINGLE, NEVER MARRIED
☐ SINGLE, PREVIOUSLY MARRIED*
☐ MARRIED, NO PREVIOUS MARRIAGES
☐ MARRIED, WITH PREVIOUS MARRIAGE(S)*

*If you have had previous marriages, please list the names of your ex-spouses, the date(s) of marriage and date(s) of divorce (if any of your previous marriages ended due to the death of your spouse at the time, please list the date of death):


Ex-spouse's Name Date of Marriage Date of Divorce/Death

Please provide **complete** copies of ALL marriage certificates, divorce decrees, separation agreements, Qualified Domestic Relations Orders and any other accompanying documents related to the termination of your previous marriage(s). If any previous spouses have passed away, please provide a copy of the death certificate(s). If you do not have these documents, you should contact the appropriate court through which the proceedings occurred in order to obtain certified copies. If you have previously sent these items, you do not need to resend them.

I hereby certify, subject to the penalty of perjury, that the above information is, to the best of my belief and knowledge, true and complete. ANY PERSON WHO SUPPLIES A FALSE CERTIFICATION IN CLAIMING A BENEFIT FORFEITS ANY RIGHT HE OR SHE MAY HAVE TO THE BENEFIT AND, UPON DISCOVERY, BECOMES LIABLE FOR FULL REPAYMENT OF ANY MONEY RECEIVED AS A CONSEQUENCE.

Your Signature

Today's Date



Subscribed to and sworn to before me,

This _____ day of _____, 20_____.

Notary Public _____

County _____

State of _____

My Commission expires _____

Seal

OR
Plan Representative _____ Title _____ Date _____

DO NOT SIGN AND DATE THIS FORM UNLESS YOU ARE IN THE PRESENCE OF A NOTARY OR PLAN REPRESENTATIVE.



**OPERATIVE PLASTERERS AND CEMENT MASONS
PROFIT SHARING ANNUITY PLAN**

PH. (330) 779-8869 3660 STUTZ DR, SUITE 101 CANFIELD, OH 44406-8149 FX. (330) 270-3582

SPOUSAL CONSENT FORM


**SPOUSAL CONSENT TO A PARTICIPANT'S ELECTION TO WAIVE PAYMENT
IN THE FORM OF A 50% JOINT AND SURVIVOR ANNUITY**

1. I acknowledge that I have read and understand the following:
- (a) My spouse is a Participant in the Operative Plasterers & Cement Masons Profit Sharing Annuity Fund.
 - (b) The Plan is an Annuity Plan, which provides for several forms of distribution options. The normal form of benefit for a married Participant is a 50% Joint & Survivor Annuity, which means that the Participant will receive a monthly amount for the Participant's life and, if the Participant dies before his or her Spouse, the Spouse will receive a monthly benefit for his or her lifetime that is 50% of the monthly amount the Participant received during the Participant's lifetime.
 - (c) I have the right to have the Plan pay my spouse's retirement benefit in the form of a 50% Joint & Survivor Annuity. I agree to give up that right. By signing this waiver, I acknowledge that I may receive less money than I would have received under the 50% Joint & Survivor Annuity.
 - (d) If my spouse elects the lump sum or single life annuity forms of benefit, which may happen if I consent to a waiver of the 50% Joint & Survivor Annuity, then I will receive nothing after my spouse dies.
 - (e) I do not have to consent to this election and do not have to sign this waiver. I am signing this waiver voluntarily and understand that if I do not sign this agreement, then my spouse and I will receive payments from the Plan in the form of a 50% Joint & Survivor Annuity.
 - (f) As of the effective date of my spouse's retirement, my consent is irrevocable.
2. I acknowledge that I have read and understand the information set out in this form. I hereby consent to my spouse's election to waive and/or reject the 50% Joint & Survivor Annuity Form of distribution

Signature of **SPOUSE**

Date

I have witnessed the execution of the foregoing consent by _____, who identified herself/himself to me.
(SPOUSE NAME)



Subscribed to and sworn to before me,

This _____ day of _____, 20_____.

Notary Public _____

County _____

State of _____

My Commission expires _____

Seal

OR

Plan Representative _____ Title _____ Date _____

**DO NOT SIGN AND DATE THIS FORM UNLESS YOU ARE IN THE PRESENCE OF A NOTARY OR
PLAN REPRESENTATIVE.**



OPERATIVE PLASTERERS AND CEMENT MASONS
PROFIT SHARING ANNUITY FUND

PH. (330) 779-8869 3660 STUTZ DR, SUITE 101 CANFIELD, OH 44406-8149 Fx. (330) 270-3582

WAIVER OF 30-DAY WAITING PERIOD
(MARRIED PARTICIPANTS ONLY)


*****BOTH SIGNATURES MUST BE WITNESSED BY A NOTARY PUBLIC OR PLAN REPRESENTATIVE*****

PARTICIPANT WAIVER

I, _____, hereby acknowledge that I have been informed that federal law prohibits the Fund from paying benefits to me until at least 30 days after my spouse and I have received a written explanation of the 50% Joint and Survivor form, including my right to waive that form with the written consent of my spouse, the effect of such a waiver and the right my spouse and I each have to revoke that waiver and consent. I have also been informed that I may waive that 30 day notice period and instead elect a 7 day notice period, which will permit the Fund to commence payment of benefits to me no less than 7 days after my spouse and I received the written explanation, provided my spouse also consents in writing to waiver of the 30 day notice period.

By signing below, I hereby elect to waive the 30-day notice period:

Participant Signature _____ Date _____



Subscribed to and sworn to before me,


This _____ day of _____, 20_____.

Notary Public _____

County _____

State of _____

My Commission expires _____



OR


Plan Representative _____ Title _____ Date _____

SPOUSAL CONSENT TO WAIVER OF 30 DAY NOTICE REQUIREMENT

I am the legal spouse of _____. I acknowledge that I have been informed that my spouse wishes to waive the requirement that we receive, at least 30 days before the Fund pays benefits to my spouse, a written explanation of the 50% Joint and Survivor form, including my spouse's right to waive the 50% Joint and Survivor form with my written consent, the effect of such a waiver and the right my spouse and I each have to revoke that waiver and consent, and to elect instead a 7 day notice period as permitted by federal law.

By signing below, I hereby consent to the election of my spouse to waive the 30 day notice period:

Spouse Signature _____ Date _____



Subscribed to and sworn to before me,

This _____ day of _____, 20_____.

Notary Public _____

County _____

State of _____

My Commission expires _____



OR

Plan Representative _____ Title _____ Date _____

**IF THIS FORM IS NOT SIGNED AND RETURNED, YOUR APPLICATION WILL BE HELD FOR 30 DAYS
AFTER RECEIPT OF YOUR APPLICATION.**



OPERATIVE PLASTERERS AND CEMENT MASONS
PROFIT SHARING ANNUITY FUND

PH. (330) 779-8869 3660 STUTZ DR, SUITE 101 CANFIELD, OH 44406-8149 FX. (330) 270-3582

STATEMENT OF APPLICATION RECEIPT

(Married participants ONLY)

In order to comply with Federal Regulations related to the 30-day waiver form (enclosed with this application), the Fund Office must have a statement from you indicating the date you received an explanation of your benefit options.

Please indicate the date you received this application packet: _____
(Date)

Participant Signature: _____
(Signature)



Withholding Certificate for Nonperiodic Payments and Eligible Rollover Distributions

OMB No. 1545-0074

2025 DC

Give Form W-4R to the payer of your retirement payments.

1a First name and middle initial	Last name	1b Social security number
Address		
City or town, state, and ZIP code		

Your withholding rate is determined by the type of payment you will receive.

- For nonperiodic payments, the default withholding rate is 10%. You can choose to have a different rate by entering a rate between 0% and 100% on line 2. Generally, you can't choose less than 10% for payments to be delivered outside the United States and its territories.
- For an eligible rollover distribution, the default withholding rate is 20%. You can choose a rate greater than 20% by entering the rate on line 2. You may not choose a rate less than 20%.

See page 2 for more information.

2 Complete this line if you would like a rate of withholding that is different from the default withholding rate. See the instructions on page 2 and the Marginal Rate Tables below for additional information. Enter the rate as a whole number (no decimals)	2	%
---	----------	---

Sign Here	<div style="border-bottom: 1px solid black; min-height: 20px;"></div> Your signature (This form is not valid unless you sign it.)	<div style="border-bottom: 1px solid black; min-height: 20px;"></div> Date
------------------	--	---

General Instructions

Section references are to the Internal Revenue Code.

Future developments. For the latest information about any future developments related to Form W-4R, such as legislation enacted after it was published, go to www.irs.gov/FormW4R.

Purpose of form. Complete Form W-4R to have payers withhold the correct amount of federal income tax from your nonperiodic payment or eligible rollover distribution from an employer retirement plan, annuity (including a commercial annuity), or individual retirement arrangement (IRA). See page 2 for the rules and options that are available for each type of payment. Don't use Form W-4R for periodic payments (payments made in installments at regular

intervals over a period of more than 1 year) from these plans or arrangements. Instead, use Form W-4P, Withholding Certificate for Periodic Pension or Annuity Payments. For more information on withholding, see Pub. 505, Tax Withholding and Estimated Tax.

Caution: If you have too little tax withheld, you will generally owe tax when you file your tax return and may owe a penalty unless you make timely payments of estimated tax. If too much tax is withheld, you will generally be due a refund when you file your tax return. Your withholding choice (or an election not to have withholding on a nonperiodic payment) will generally apply to any future payment from the same plan or IRA. Submit a new Form W-4R if you want to change your election.

2025 Marginal Rate Tables

You may use these tables to help you select the appropriate withholding rate for this payment or distribution. Add your income from all sources and use the column that matches your filing status to find the corresponding rate of withholding. See page 2 for more information on how to use this table.

Single or Married filing separately		Married filing jointly or Qualifying surviving spouse		Head of household	
Total income over—	Tax rate for every dollar more	Total income over—	Tax rate for every dollar more	Total income over—	Tax rate for every dollar more
\$0	0%	\$0	0%	\$0	0%
15,000	10%	30,000	10%	22,500	10%
26,925	12%	53,850	12%	39,500	12%
63,475	22%	126,950	22%	87,350	22%
118,350	24%	236,700	24%	125,850	24%
212,300	32%	424,600	32%	219,800	32%
265,525	35%	531,050	35%	273,000	35%
641,350*	37%	781,600	37%	648,850	37%

* If married filing separately, use \$390,800 instead for this 37% rate.

General Instructions (*continued*)

Nonperiodic payments—10% withholding. Your payer must withhold at a default 10% rate from the taxable amount of nonperiodic payments **unless** you enter a different rate on line 2. Distributions from an IRA that are payable on demand are treated as nonperiodic payments. Note that the default rate of withholding may not be appropriate for your tax situation. You may choose to have no federal income tax withheld by entering “-0-” on line 2. See the specific instructions below for more information. Generally, you are not permitted to elect to have federal income tax withheld at a rate of less than 10% (including “-0-”) on any payments to be delivered outside the United States and its territories.

Note: If you don’t give Form W-4R to your payer, you don’t provide an SSN, or the IRS notifies the payer that you gave an incorrect SSN, then the payer must withhold 10% of the payment for federal income tax and can’t honor requests to have a lower (or no) amount withheld. Generally, for payments that began before 2025, your current withholding election (or your default rate) remains in effect unless you submit a Form W-4R.

Eligible rollover distributions—20% withholding. Distributions you receive from qualified retirement plans (for example, 401(k) plans and section 457(b) plans maintained by a governmental employer) or tax-sheltered annuities that are eligible to be rolled over to an IRA or qualified plan are subject to a 20% default rate of withholding on the taxable amount of the distribution. You can’t choose withholding at a rate of less than 20% (including “-0-”). Note that the default rate of withholding may be too low for your tax situation. You may choose to enter a rate higher than 20% on line 2. Don’t give Form W-4R to your payer unless you want more than 20% withheld.

Note that the following payments are **not** eligible rollover distributions for purposes of these withholding rules:

- Qualifying “hardship” distributions;
- Distributions required by federal law, such as required minimum distributions;
- Distributions from a pension-linked emergency savings account;
- Eligible distributions to a domestic abuse victim;
- Qualified disaster recovery distributions;
- Qualified birth or adoption distributions; and
- Emergency personal expense distributions.

See Pub. 505 for details. See also *Nonperiodic payments—10% withholding* above.

Payments to nonresident aliens and foreign estates. Do not use Form W-4R. See Pub. 515, Withholding of Tax on Nonresident Aliens and Foreign Entities, and Pub. 519, U.S. Tax Guide for Aliens, for more information.

Tax relief for victims of terrorist attacks. If your disability payments for injuries incurred as a direct result of a terrorist attack are not taxable, enter “-0-” on line 2. See Pub. 3920, Tax Relief for Victims of Terrorist Attacks, for more details.

Specific Instructions

Line 1b

For an estate, enter the estate’s employer identification number (EIN) in the area reserved for “Social security number.”

Line 2

More withholding. If you want more than the default rate withheld from your payment, you may enter a higher rate on line 2.

Less withholding (nonperiodic payments only). If permitted, you may enter a lower rate on line 2 (including “-0-”) if you want less than the 10% default rate withheld from your payment. If you have already paid, or plan to pay, your tax on this payment through other withholding or estimated tax payments, you may want to enter “-0-”.

Suggestion for determining withholding. Consider using the Marginal Rate Tables on page 1 to help you select the appropriate withholding rate for this payment or distribution. The tables are most accurate if the appropriate amount of tax on all other sources of income, deductions, and credits has been paid through other withholding or estimated tax payments. If the appropriate amount of tax on those sources of income has not been paid through other withholding or estimated tax payments, you can pay that tax through withholding on this payment by entering a rate that is greater than the rate in the Marginal Rate Tables.

The marginal tax rate is the rate of tax on each additional dollar of income you receive above a particular amount of income. You can use the table for your filing status as a guide to find a rate of withholding for amounts above the total income level in the table.

To determine the appropriate rate of withholding from the table, do the following. Step 1: Find the rate that corresponds with your total income not including the payment. Step 2: Add your total income and the taxable amount of the payment and find the corresponding rate.

If these two rates are the same, enter that rate on line 2. (See *Example 1* below.)

If the two rates differ, multiply (a) the amount in the lower rate bracket by the rate for that bracket, and (b) the amount in the higher rate bracket by the rate for that bracket. Add these two numbers; this is the expected tax for this payment. To get the rate to have withheld, divide this amount by the taxable amount of the payment. Round up to the next whole number and enter that rate on line 2. (See *Example 2* below.)

If you prefer a simpler approach (but one that may lead to overwithholding), find the rate that corresponds to your total income including the payment and enter that rate on line 2.

Examples. Assume the following facts for *Examples 1* and *2*. Your filing status is single. You expect the taxable amount of your payment to be \$20,000. Appropriate amounts have been withheld for all other sources of income and any deductions or credits.

Example 1. You expect your total income to be \$65,000 without the payment. Step 1: Because your total income without the payment, \$65,000, is greater than \$63,475 but less than \$118,350, the corresponding rate is 22%. Step 2: Because your total income with the payment, \$85,000, is greater than \$63,475 but less than \$118,350, the corresponding rate is 22%. Because these two rates are the same, enter “22” on line 2.

Example 2. You expect your total income to be \$61,000 without the payment. Step 1: Because your total income without the payment, \$61,000, is greater than \$26,925 but less than \$63,475, the corresponding rate is 12%. Step 2: Because your total income with the payment, \$81,000, is

greater than \$63,475 but less than \$118,350, the corresponding rate is 22%. The two rates differ. \$2,475 of the \$20,000 payment is in the lower bracket (\$63,475 less your total income of \$61,000 without the payment), and \$17,525 is in the higher bracket (\$20,000 less the \$2,475 that is in the lower bracket). Multiply \$2,475 by 12% to get \$297. Multiply \$17,525 by 22% to get \$3,856. The sum of these two amounts is \$4,153. This is the estimated tax on your payment. This amount corresponds to 21% of the \$20,000 payment (\$4,153 divided by \$20,000). Enter "21" on line 2.

Privacy Act and Paperwork Reduction Act Notice. We ask for the information on this form to carry out the Internal Revenue laws of the United States. You are required to provide this information only if you want to (a) request additional federal income tax withholding from your nonperiodic payment(s) or eligible rollover distribution(s); (b) choose not to have federal income tax withheld from your nonperiodic payment(s), when permitted; or (c) change a previous Form W-4R (or a previous Form W-4P that you completed with respect to your nonperiodic payments or eligible rollover distributions). To do any of the aforementioned, you are required by sections 3405(e) and 6109 and their regulations to provide the information requested on this form. Failure to provide this information may result in inaccurate withholding on your payment(s).

Failure to provide a properly completed form will result in your payment(s) being subject to the default rate; providing fraudulent information may subject you to penalties.

Routine uses of this information include giving it to the Department of Justice for civil and criminal litigation, and to cities, states, the District of Columbia, and U.S. commonwealths and territories for use in administering their tax laws. We may also disclose this information to other countries under a tax treaty, to federal and state agencies to enforce federal nontax criminal laws, or to federal law enforcement and intelligence agencies to combat terrorism.

You are not required to provide the information requested on a form that is subject to the Paperwork Reduction Act unless the form displays a valid OMB control number. Books or records relating to a form or its instructions must be retained as long as their contents may become material in the administration of any Internal Revenue law. Generally, tax returns and return information are confidential, as required by section 6103.

The average time and expenses required to complete and file this form will vary depending on individual circumstances. For estimated averages, see the instructions for your income tax return.

If you have suggestions for making this form simpler, we would be happy to hear from you. See the instructions for your income tax return.

**Withholding Certificate
for Periodic Pension or Annuity Payments**

Give Form W-4P to the payer of your pension or annuity payments.

2025DC**Step 1:
Enter
Personal
Information**

(a) First name and middle initial

Last name

(b) Social security number

Address

City or town, state, and ZIP code

(c) ☐ Single or Married filing separately☐ Married filing jointly or Qualifying surviving spouse☐ Head of household (Check only if you're unmarried and pay more than half the costs of keeping up a home for yourself and a qualifying individual.)

TIP: Consider using the estimator at www.irs.gov/W4App to determine the most accurate withholding for the rest of the year if: you are completing this form after the beginning of the year; expect to receive your payments only part of the year; or have changes during the year in your marital status, number of pensions/jobs for you (and/or your spouse if married filing jointly), dependents, other income (not from jobs or pension/annuity payments), deductions, or credits. Have your most recent payment statements/pay stubs from this year available when using the estimator. At the beginning of next year, use the estimator again to recheck your withholding.

Complete Steps 2–4 ONLY if they apply to you; otherwise, skip to Step 5. See pages 2 and 3 for more information on each step, when to use the estimator at www.irs.gov/W4App, and how to elect to have no federal income tax withheld (if permitted).

**Step 2:
Income
From a Job
and/or
Multiple
Pensions/
Annuities
(Including a
Spouse's
Job/
Pension/
Annuity)**

Complete this step if you (1) have income from a job or more than one pension/annuity, or (2) are married filing jointly and your spouse receives income from a job or a pension/annuity. **See page 2 for examples on how to complete Step 2.**

Do **only one** of the following.

(a) Use the estimator at www.irs.gov/W4App for the most accurate withholding for this step (and Steps 3–4). If you or your spouse have self-employment income, use this option; **or**

(b) Complete the items below.

(i) If you (and/or your spouse) have one or more jobs, then enter the total taxable annual pay from all jobs, plus any income entered on Form W-4, Step 4(a), for the jobs less the deductions entered on Form W-4, Step 4(b), for the jobs. Otherwise, enter “-0-” . . . \$

(ii) If you (and/or your spouse) have any other pensions/annuities that pay less annually than this pension/annuity, then enter the total annual taxable payments from all lower-paying pensions/annuities. Otherwise, enter “-0-” . . . \$

(iii) Add the amounts from items (i) and (ii) and enter the **total** here . . . \$

TIP: To be accurate, submit a new Form W-4P for all other pensions/annuities if you haven't updated your withholding since 2021 or this is a new pension/annuity that pays less than the other(s). Submit a new Form W-4 for your job(s) if you have not updated your withholding since 2019.

Complete Steps 3–4(b) on this form only if (b)(i) is blank **and** this pension/annuity pays the most annually. Otherwise, do not complete Steps 3–4(b) on this form.

**Step 3:
Claim
Dependent
and Other
Credits**

If your total income will be \$200,000 or less (\$400,000 or less if married filing jointly):

Multiply the number of qualifying children under age 17 by \$2,000 \$

Multiply the number of other dependents by \$500 . . . \$

Add other credits, such as foreign tax credit and education tax credits \$

Add the amounts for qualifying children, other dependents, and other credits and enter the total here . . . **3** \$**Step 4
(optional):
Other
Adjustments**

(a) **Other income (not from jobs or pension/annuity payments).** If you want tax withheld on other income you expect this year that won't have withholding, enter the amount of other income here. This may include interest, taxable social security, and dividends . **4(a)** \$

(b) **Deductions.** If you expect to claim deductions other than the basic standard deduction and want to reduce your withholding, use the Deductions Worksheet on page 3 and enter the result here . **4(b)** \$

(c) **Extra withholding.** Enter any additional tax you want withheld from **each payment** . **4(c)** \$

Step 5:**Sign
Here****Your signature** (This form is not valid unless you sign it.)**Date**

General Instructions

Section references are to the Internal Revenue Code unless otherwise noted.

Future developments. For the latest information about any future developments related to Form W-4P, such as legislation enacted after it was published, go to www.irs.gov/FormW4P.

Purpose of form. Complete Form W-4P to have payers withhold the correct amount of federal income tax from your periodic pension, annuity (including commercial annuities), profit-sharing and stock bonus plan, or IRA payments. Federal income tax withholding applies to the taxable part of these payments. Periodic payments are made in installments at regular intervals (for example, annually, quarterly, or monthly) over a period of more than 1 year. Don't use Form W-4P for a nonperiodic payment (note that distributions from an IRA that are payable on demand are treated as nonperiodic payments) or an eligible rollover distribution (including a lump-sum pension payment). Instead, use Form W-4R, Withholding Certificate for Nonperiodic Payments and Eligible Rollover Distributions, for these payments/distributions. For more information on withholding, see Pub. 505, Tax Withholding and Estimated Tax.

Choosing not to have income tax withheld. You can choose not to have federal income tax withheld from your payments by writing "No Withholding" on Form W-4P in the space below Step 4(c). Then, complete Steps 1(a), 1(b), and 5. Generally, if you are a U.S. citizen or a resident alien, you are not permitted to elect not to have federal income tax withheld on payments to be delivered outside the United States and its territories.

Caution: If you have too little tax withheld, you will generally owe tax when you file your tax return and may owe a penalty unless you make timely payments of estimated tax. If too much tax is withheld, you will generally be due a refund when you file your tax return. If your tax situation changes, or you choose not to have federal income tax withheld and you now want withholding, you should submit a new Form W-4P.

When to use the estimator. Consider using the estimator at www.irs.gov/W4App if you:

1. Are submitting this form after the beginning of the year;
2. Have social security, dividend, capital gain, or business income, or are subject to the Additional Medicare Tax or Net Investment Income Tax;
3. Receive these payments or pension and annuity payments for only part of the year; or
4. Have changes during the year in your marital status, number of pensions/jobs for you (and/or your spouse if married filing jointly), number of dependents, or changes in your deductions or credits.

TIP: Have your most recent payment statements/pay stubs from this year available when using the estimator to account for federal income tax that has already been withheld this year. At the beginning of next year, use the estimator again to recheck your withholding.

Self-employment. Generally, you will owe both income and self-employment taxes on any self-employment income you (or you and your spouse) receive. If you do not have a job and want to pay these taxes through withholding from your payments, use the estimator at www.irs.gov/W4App to figure the amount to have withheld.

Payments to nonresident aliens and foreign estates. Do not use Form W-4P. See Pub. 515, Withholding of Tax on Nonresident Aliens and Foreign Entities, and Pub. 519, U.S. Tax Guide for Aliens, for more information.

Tax relief for victims of terrorist attacks. If your disability payments for injuries incurred as a direct result of a terrorist attack are not taxable, write "No Withholding" in the space below Step 4(c). See Pub. 3920, Tax Relief for Victims of Terrorist Attacks, for more details.

Specific Instructions

Submit a **separate Form W-4P** for each pension, annuity, or other periodic payments you receive.

Step 1(c). Check your anticipated filing status. This will determine the standard deduction and tax rates used to compute your withholding.

Step 2. Use this step if you have at least one of the following: income from a job, income from more than one pension/annuity, and/or a spouse (if married filing jointly) that receives income from a job/pension/annuity. The following examples will assist you in completing Step 2(b).

Example 1. Taylor, a single filer, is completing Form W-4P for a pension that pays \$50,000 a year. Taylor also has a job that pays \$25,000 a year. Taylor has no other pensions or annuities. Taylor will enter \$25,000 in Step 2(b)(i) and in Step 2(b)(iii).

If Taylor also has \$1,000 of interest income, which they entered on Form W-4, Step 4(a), then they will instead enter \$26,000 in Step 2(b)(i) and in Step 2(b)(iii). They will make no entries in Step 4(a) on this Form W-4P.

Example 2. Casey, a single filer, is completing Form W-4P for a pension that pays \$50,000 a year. Casey does not have a job, but receives another pension for \$25,000 a year (which pays less annually than the \$50,000 pension). Casey will enter \$25,000 in Step 2(b)(ii) and in Step 2(b)(iii).

If Casey also has \$1,000 of interest income, then they will enter \$1,000 in Step 4(a) of this Form W-4P.

Example 3. Sam, a single filer, is completing Form W-4P for a pension that pays \$50,000 a year. Sam does not have a job, but receives another pension for \$75,000 a year (which pays more annually than the \$50,000 pension). Sam will not enter any amounts in Step 2.

If Sam also has \$1,000 of interest income, they won't enter that amount on this Form W-4P because they entered the \$1,000 on the Form W-4P for the higher paying \$75,000 pension.

Example 4. Alex, a single filer, is completing Form W-4P for a pension that pays \$50,000 a year. Alex also has a job that pays \$25,000 a year and another pension that pays \$20,000 a year. Alex will enter \$25,000 in Step 2(b)(i), \$20,000 in Step 2(b)(ii), and \$45,000 in Step 2(b)(iii).

If Alex also has \$1,000 of interest income, which they entered on Form W-4, Step 4(a), they will instead enter \$26,000 in Step 2(b)(i), leave Step 2(b)(ii) unchanged, and enter \$46,000 in Step 2(b)(iii). They will make no entries in Step 4(a) of this Form W-4P.

If you are married filing jointly, the entries described above do not change if your spouse is the one who has the job or the other pension/annuity instead of you.



Multiple sources of pensions/annuities or jobs. If you (or if married filing jointly, you and/or your spouse) have a job(s), do NOT complete Steps 3 through 4(b) on Form W-4P. Instead, complete Steps 3 through 4(b) on the Form W-4 for the job. If you (or if married filing jointly, you and your spouse) do not have a job, complete Steps 3 through 4(b) on Form W-4P for **only** the pension/annuity that pays the most annually. Leave those steps blank for the other pensions/annuities.

Step 3. This step provides instructions for determining the amount of the child tax credit and the credit for other dependents that you may be able to claim when you file your tax return. To qualify for the child tax credit, the child must be under age 17 as of December 31, must be your dependent who generally lives with you for more than half the year, and must have the required social security number. You may be able to claim a credit for other dependents for whom a child tax credit can't be claimed, such as an older child or a qualifying relative. For additional eligibility requirements for these credits, see Pub. 501, Dependents, Standard Deduction, and Filing Information. You can also include **other tax credits** for which you are eligible

Specific Instructions *(continued)*

in this step, such as the foreign tax credit and the education tax credits. Including these credits will increase your payments and reduce the amount of any refund you may receive when you file your tax return.

Step 4 (optional).

Step 4(a). Enter in this step the total of your other estimated income for the year, if any. You shouldn't include amounts from any job(s) or pension/annuity payments. If you complete Step 4(a), you likely won't have to make estimated tax payments for that income. If you prefer to pay estimated tax rather than having tax on other income withheld from your pension, see Form 1040-ES, Estimated Tax for Individuals.

Step 4(b). Enter in this step the amount from the Deductions Worksheet, line 6, if you expect to claim deductions other than

the basic standard deduction on your 2025 tax return and want to reduce your withholding to account for these deductions. This includes itemized deductions, the additional standard deduction for those 65 and over, and other deductions such as for student loan interest and IRAs.

Step 4(c). Enter in this step any additional tax you want withheld from **each payment**. Entering an amount here will reduce your payments and will either increase your refund or reduce any amount of tax that you owe.

Note: If you don't give Form W-4P to your payer, you don't provide an SSN, or the IRS notifies the payer that you gave an incorrect SSN, then the payer will withhold tax from your payments as if your filing status is single with no adjustments in Steps 2 through 4. For payments that began before 2025, your current withholding election (or your default rate) remains in effect unless you submit a new Form W-4P.

Step 4(b)—Deductions Worksheet *(Keep for your records.)*



1	Enter an estimate of your 2025 itemized deductions (from Schedule A (Form 1040)). Such deductions may include qualifying home mortgage interest, charitable contributions, state and local taxes (up to \$10,000), and medical expenses in excess of 7.5% of your income	1	\$	_____
2	Enter: { • \$30,000 if you're married filing jointly or a qualifying surviving spouse • \$22,500 if you're head of household • \$15,000 if you're single or married filing separately }	2	\$	_____
3	If line 1 is greater than line 2, subtract line 2 from line 1 and enter the result here. If line 2 is greater than line 1, enter "–0–"	3	\$	_____
4	If line 3 equals zero, and you (or your spouse) are 65 or older, enter: • \$2,000 if you're single or head of household. • \$1,600 if you're married filing separately. • \$1,600 if you're a qualifying surviving spouse or you're married filing jointly and one of you is under age 65. • \$3,200 if you're married filing jointly and both of you are age 65 or older. Otherwise, enter "–0–". See Pub. 505 for more information	4	\$	_____
5	Enter an estimate of your student loan interest, deductible IRA contributions, and certain other adjustments (from Part II of Schedule 1 (Form 1040)). See Pub. 505 for more information	5	\$	_____
6	Add lines 3 through 5. Enter the result here and in Step 4(b) on Form W-4P	6	\$	_____

Privacy Act and Paperwork Reduction Act Notice. We ask for the information on this form to carry out the Internal Revenue laws of the United States. You are required to provide this information only if you want to (a) request federal income tax withholding from pension or annuity payments based on your filing status and adjustments; (b) request additional federal income tax withholding from your pension or annuity payments; (c) choose not to have federal income tax withheld, when permitted; or (d) change a previous Form W-4P. To do any of the aforementioned, you are required by sections 3405(e) and 6109 and their regulations to provide the information requested on this form. Failure to provide this information may result in inaccurate withholding on your payment(s). Failure to provide a properly completed form will result in your being treated as a single person with no other entries on the form; providing fraudulent information may subject you to penalties.

Routine uses of this information include giving it to the Department of Justice for civil and criminal litigation, and to cities, states, the District of Columbia, and U.S. commonwealths and territories for use in administering their tax laws. We may

also disclose this information to other countries under a tax treaty, to federal and state agencies to enforce federal nontax criminal laws, or to federal law enforcement and intelligence agencies to combat terrorism.

You are not required to provide the information requested on a form that is subject to the Paperwork Reduction Act unless the form displays a valid OMB control number. Books or records relating to a form or its instructions must be retained as long as their contents may become material in the administration of any Internal Revenue law. Generally, tax returns and return information are confidential, as required by section 6103.

The average time and expenses required to complete and file this form will vary depending on individual circumstances. For estimated averages, see the instructions for your income tax return.

If you have suggestions for making this form simpler, we would be happy to hear from you. See the instructions for your income tax return.